

Road Safety 101

For Small Businesses

April 28, 2021

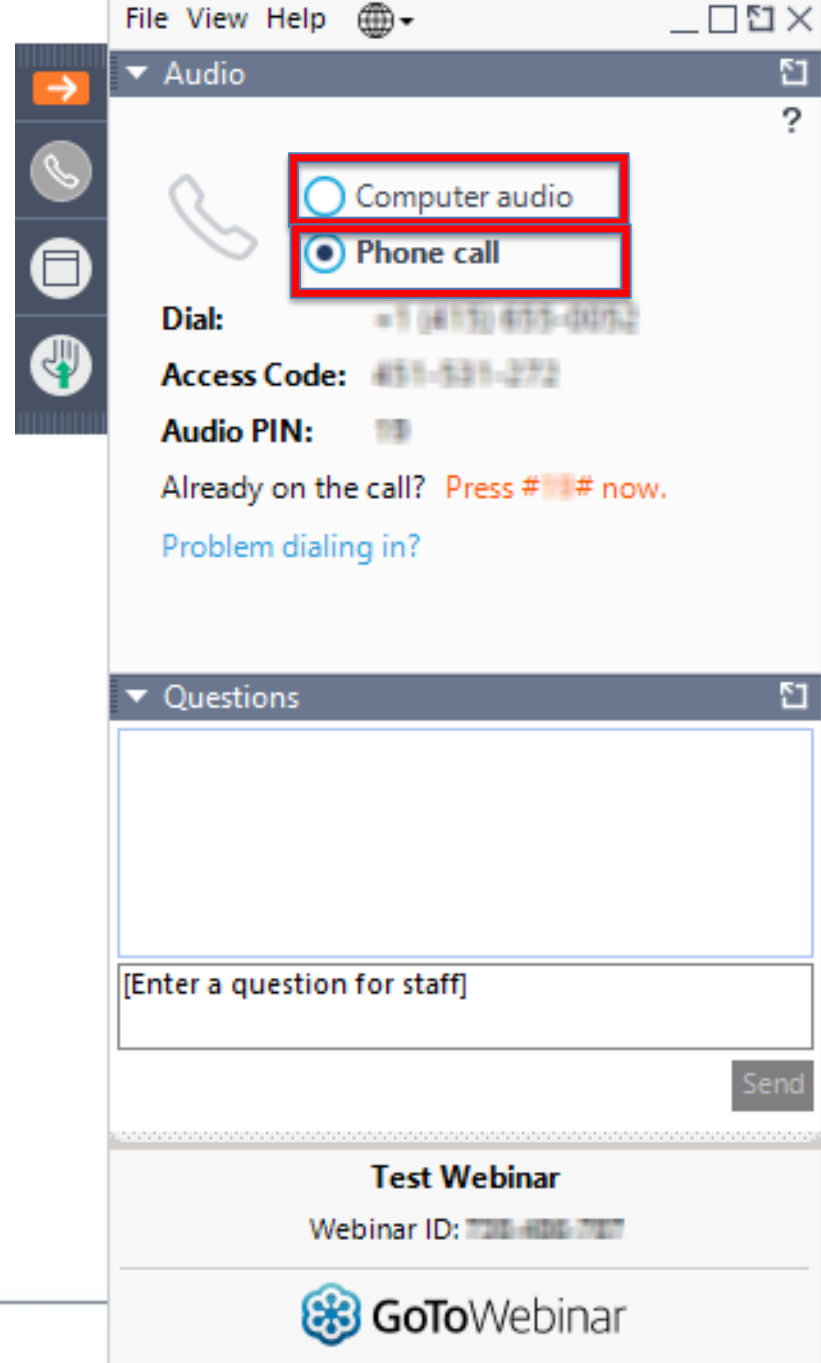


Audio instructions

Select “Computer audio” to use your computer’s sound

OR

Select “Phone call” to dial in



The screenshot shows a window titled "Audio" with a sidebar on the left containing icons for navigation, a phone, a document, and a hand. The main content area has a "Dial:" section with a phone icon and two radio button options: "Computer audio" and "Phone call". Both options are enclosed in a red rectangular box. Below these options are fields for "Access Code:" and "Audio PIN:". A "Questions" section is located at the bottom of the window, featuring a text input field with the placeholder "[Enter a question for staff]" and a "Send" button. The footer of the window displays "Test Webinar" and "Webinar ID: 7728-4826-7127", along with the GoToWebinar logo.

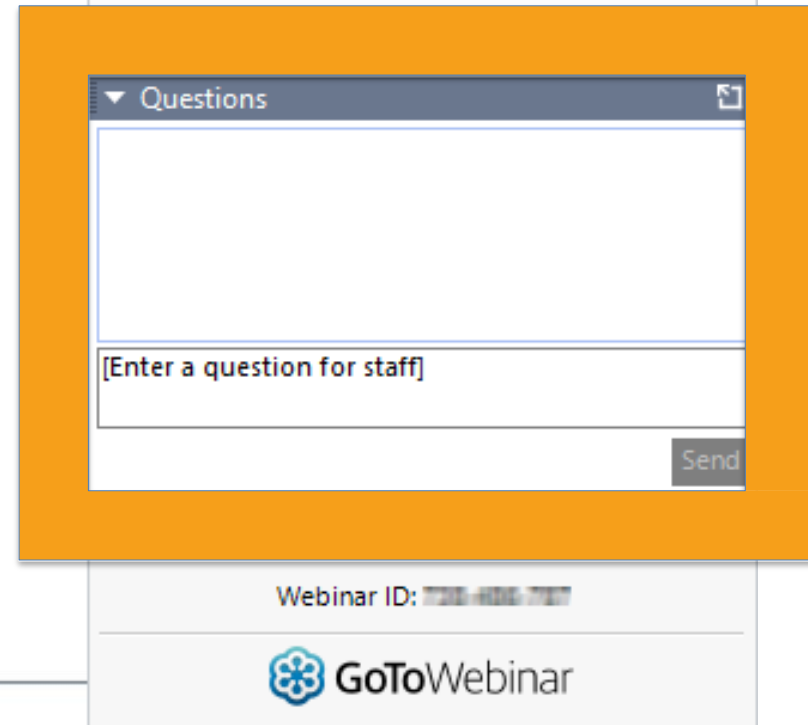
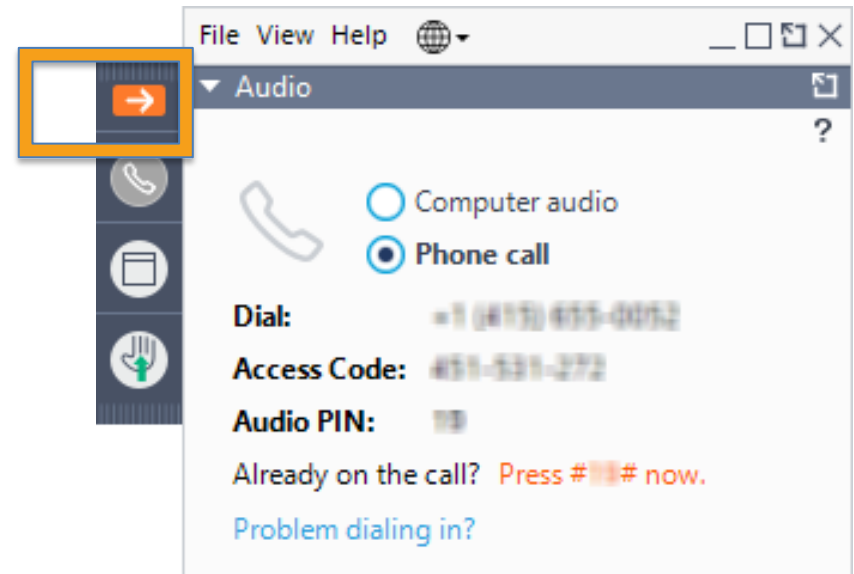


Asking questions

Click on “Questions”
to expand the
Questions pane

then.....

type and send your
question to the
moderator



Introducing today's presenters



Angelina Robinson

Road Safety At Work

Client Relationship Manager



Rick Walters

Road Safety At Work

Road Safety Program
Manager

Overview

1. Why road safety matters
2. Use *case study* to demonstrate straight-forward practices that work
3. Identify relevant road safety tools and resources
4. Questions, answers and discussion

Why road safety matters



Motor vehicle incidents
are the leading cause
of traumatic workplace
fatalities in BC.

Why road safety matters

21

work-related
crash
fatalities



1/3 of traumatic
workplace fatalities



1,469

WorkSafeBC
crash-
related
claims

100,000+
lost workdays

Motor vehicle incidents cost more

	All Claims	MVI Claims	Ratio
Claim costs	\$ 21,633	\$ 46,517	215 %
Duration	59 days	93 days	158 %

Staggering consequences for people involved

Huge financial, operational and other costs

Occupational safety requirements

- Occupational safety requirements focus on **workplace**
- Workplace: where a worker is engaged in any work
- Vehicle used for work is a **workplace**
- Includes vehicles used for work, whether owned by company or employee



Questions and answers



A job to do



What worked for me

Make sure no harm comes to either

- Financial imperatives
- Legal responsibilities
- Moral / ethical duties



What could possibly go wrong?

- Encounters with wildlife
- Musculo-skeletal injuries
- Slips, trips and falls



What could possibly go wrong?



Greatest risk =
motor vehicle
incident!

Focus on crash risks

Hazard	Probability	Severity	Ranking
Collision with log truck, or other large vehicle	LOW	HIGH	2
Get stuck in mud, break down, flat tire	MEDIUM	LOW	3
Drive off road because of fatigue	MEDIUM	HIGH	1

Road safety risk assessments



Hazard Category	Hazard / Contributing Factor	Probability	Severity	Risk Ranking
driver	collision with logging truck or other large vehicle	Low	High	MEDIUM
vehicle	stuck in mud or get a flat tire	Medium	Low	LOW
driver	drive off road due to fatigue	Medium	High	HIGH

Fit for purpose

Is vehicle designed
and built for
the purposes it
will be used?



Regularly inspected, well-maintained

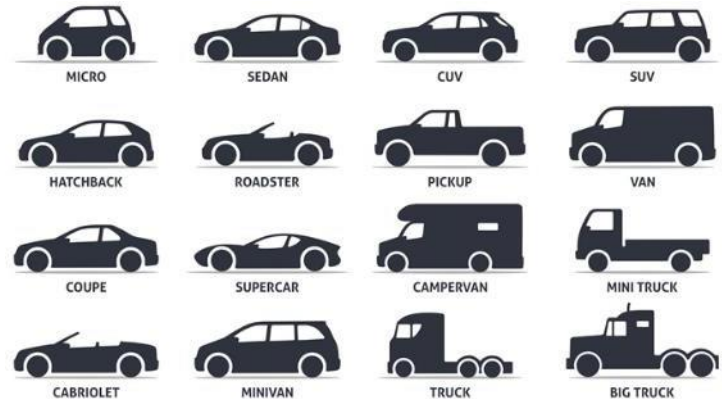
Vehicle-related hazards are easiest to manage



Inspections and maintenance =
inexpensive, reliable risk reduction strategy

RSAW vehicle resources

Vehicle selection criteria



Vehicle Inspection Tool Kit



RSAW vehicle resources

Vehicle Maintenance Tool Kit



Before You Go



Verify driver qualifications

Check driver's licence

- issue / expiry dates?
- right class for vehicle they will drive?



Review driver's abstract

Driver orientations

- Orient driver to vehicle and expectations
- Show where controls are, how to operate
- Explain equipment
- Demonstrate how to inspect vehicle



Ride-along assessments

Observe driver *skills, attitudes* and *behaviours*

- safely operate vehicle?
- limitations to assignments?
- additional training required?



Driver qualification resources

[Confirm Employees are Legally Authorized to Drive](#)

Get your driving records

Evaluate driver skills and behaviours
[Driver Assessment Tool](#)



Driver orientation resources

Why, when and how to orient employees to driving duties:

[Conduct Driver Orientations](#)

[Driver Orientation Checklist and Instructions](#)



Put journey management to work

Manage *routes*, *schedules* and *expectations* to minimize exposure to journey-related risks

Have a check-in process

Reliable communications are essential



Provide supervision

Implement measures

Check they are working

Follow-up with spot checks

Opportunities to improve?

Make adjustments and corrections



Journey management and supervision

Journey Management Tool Kit



Provide Necessary Supervision

Supervising Employees Who Drive For Work

Summary



Summary

- ✓ Check *licences* and *abstracts*
- ✓ Conduct thorough driver *orientations*
- ✓ Make sure employees have necessary driving *skills, attitudes and behaviours*
- ✓ Ensure vehicles are *selected, inspected* and *maintained*
- ✓ Put *journey management* to work
- ✓ Provide necessary *supervision*

Questions and answers



Contact us with your questions



arobinson@roadsafetyatwork.ca

rwalters@roadsafetyatwork.ca

**Visit our website for more
tools and resources**



roadsafetyatwork.ca

Our Next Webinar

Check our website

We will email you more information



Thank You!

See next slide for a list of links to resources mentioned in this webinar

Please follow us



Links to various resources mentioned in this webinar

[Facts about Road Safety](#)

[Employer's Guide to Road Safety](#)

[Requirements](#)

[RiskCheck](#)

[Vehicle selection criteria](#)

[Vehicle Inspection Tool Kit](#)

[Vehicle Maintenance Tool Kit](#)

[Before You Go](#)

[Confirm Employees are Legally Authorized to Drive](#)

[Online course – Assessing and Improving Employee Driving Skills](#)

[Driver Assessment Tool](#)

[Conduct Driver Orientations](#)

[Driver Orientation Checklist and Instructions](#)

[Journey Management Tool Kit](#)

[TripCheck](#)

[Provide Necessary Supervision](#)

[Online course - Supervising Employees](#)

[Who Drive For Work](#)

Note: Links have not been updated since this webinar was presented